

2SJ167

High Speed Switching Applications

Analog Switch Applications

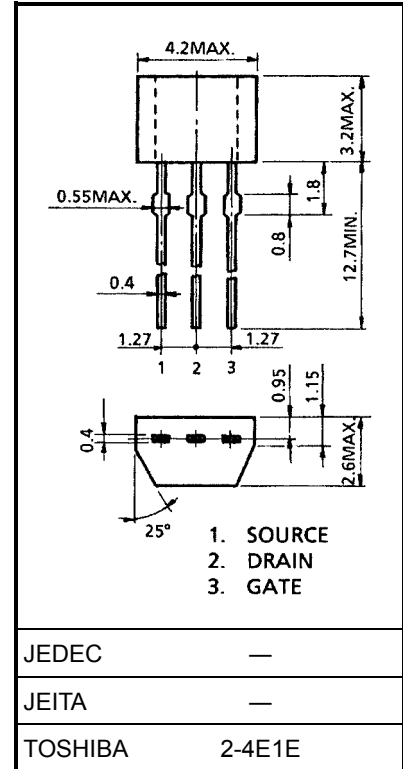
Interface Applications

- Excellent switching time: $t_{on} = 14 \text{ ns}$ (typ.)
- High forward transfer admittance: $|Y_{fs}| = 100 \text{ mS}$ (min)
- Low on resistance: $R_{DS(ON)} = 1.3 \Omega$ (typ.)
- Enhancement-mode
- Complementary to 2SK1061

Maximum Ratings ($T_a = 25^\circ\text{C}$)

Characteristics		Symbol	Rating	Unit
Drain-source voltage		V_{DSS}	-60	V
Gate-source voltage		V_{GSS}	± 20	V
Drain current	DC	I_D	-200	mA
	Pulse	I_{DP}	-800	
Drain power dissipation ($T_a = 25^\circ\text{C}$)		P_D	300	mW
Channel temperature		T_{ch}	150	$^\circ\text{C}$
Storage temperature range		T_{stg}	-55~150	$^\circ\text{C}$

Unit: mm



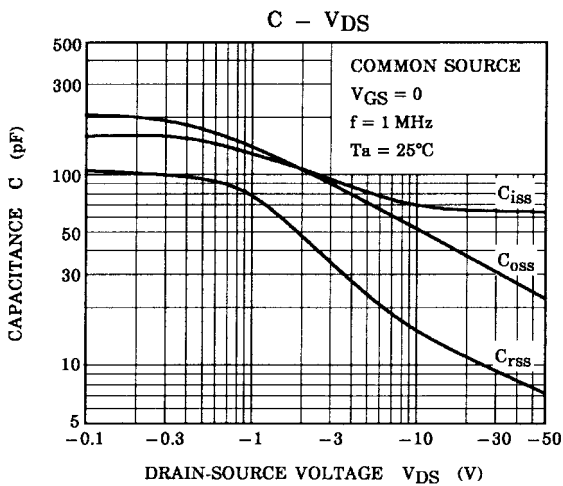
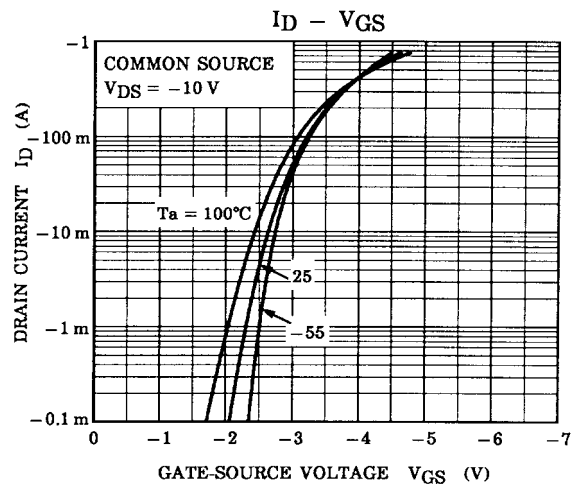
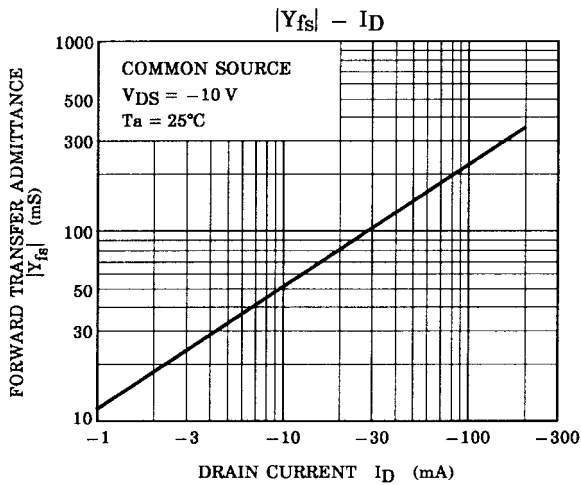
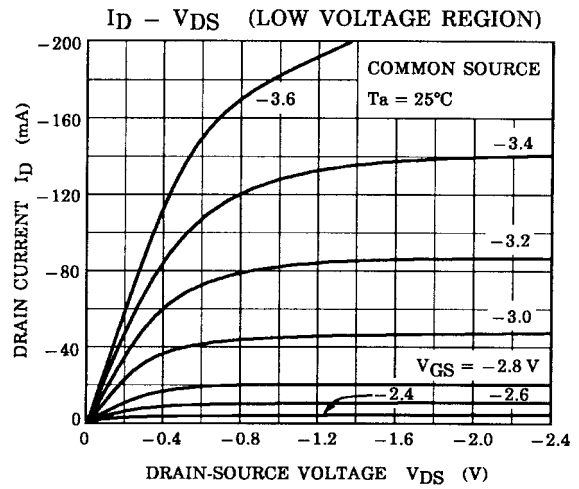
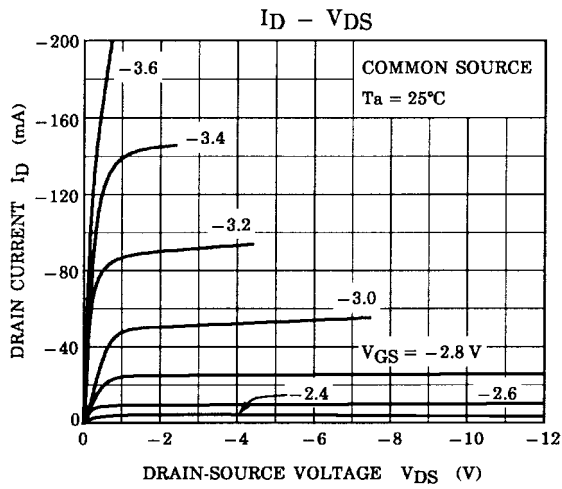
Weight: 0.13 g (typ.)

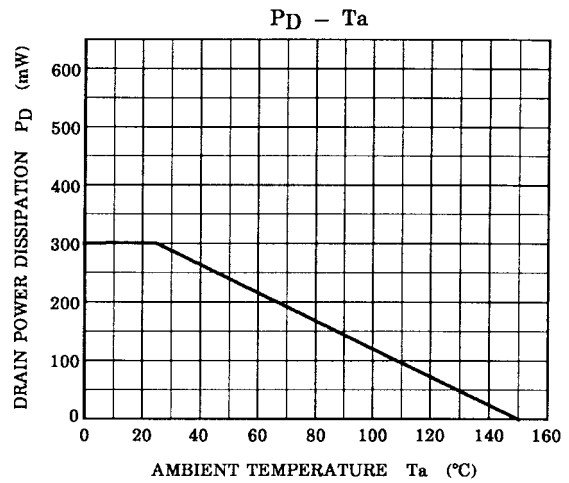
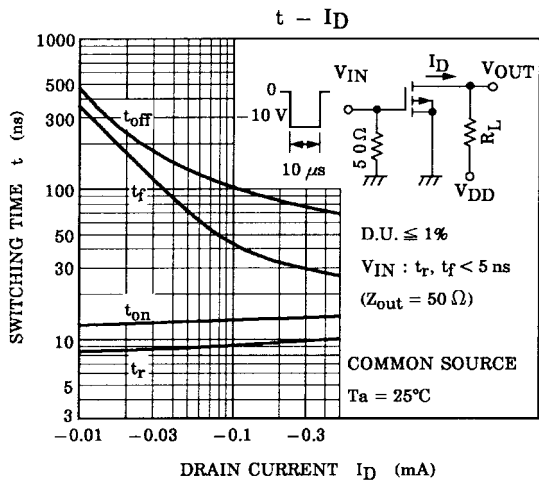
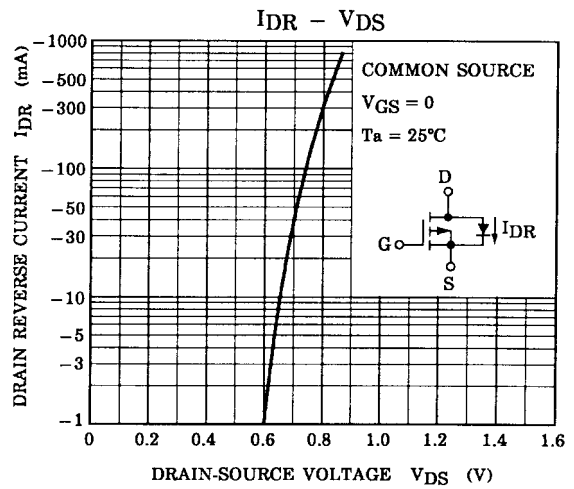
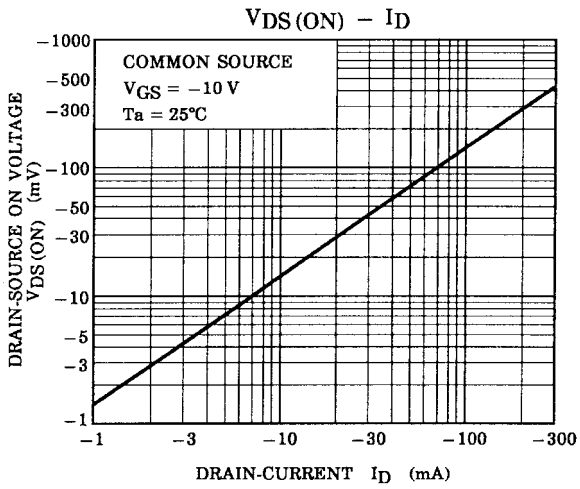
Electrical Characteristics (Ta = 25°C)

Characteristics		Symbol	Test Condition	Min	Typ.	Max	Unit
Gate leakage current		I_{GSS}	$V_{GS} = \pm 10 \text{ V}, V_{DS} = 0$	—	—	± 100	nA
Drain cut-off current		I_{DSS}	$V_{DS} = -60 \text{ V}, V_{GS} = 0$	—	—	-10	μA
Drain-source breakdown voltage		$V_{(BR)DSS}$	$I_D = -1 \text{ mA}, V_{GS} = 0$	-60	—	—	V
Gate threshold voltage		V_{th}	$V_{DS} = -10 \text{ V}, I_D = -1 \text{ mA}$	-2	—	-3.5	V
Forward transfer admittance		$ Y_{fs} $	$V_{DS} = -10 \text{ V}, I_D = -50 \text{ mA}$	100	—	—	mS
Drain-source ON resistance		$R_{DS(ON)}$	$I_D = -50 \text{ mA}, V_{GS} = -10 \text{ V}$	—	1.3	2.0	Ω
Drain-source ON voltage		$V_{DS(ON)}$	$I_D = -50 \text{ mA}, V_{GS} = -10 \text{ V}$	—	-65	-100	mV
Input capacitance		C_{iss}	$V_{DS} = -10 \text{ V}, V_{GS} = 0, f = 1 \text{ MHz}$	—	73	85	pF
Reverse transfer capacitance		C_{rss}	$V_{DS} = -10 \text{ V}, V_{GS} = 0, f = 1 \text{ MHz}$	—	15	22	pF
Output capacitance		C_{oss}	$V_{DS} = -10 \text{ V}, V_{GS} = 0, f = 1 \text{ MHz}$	—	48	60	pF
Switching time	Rise time	t_r		—	8	—	ns
	Turn-on time	t_{on}		—	14	—	
	Fall time	t_f		—	35	—	
	Turn-off time	t_{off}		$V_{IN}: t_r, t_f < 5 \text{ ns}$ $D.U. \leq 1\% (Z_{out} = 50 \Omega)$	—	100	

Note: This transistor is the electrostatic sensitive device.

Please handle with caution.





RESTRICTIONS ON PRODUCT USE

000707EAA

- TOSHIBA is continually working to improve the quality and reliability of its products. Nevertheless, semiconductor devices in general can malfunction or fail due to their inherent electrical sensitivity and vulnerability to physical stress. It is the responsibility of the buyer, when utilizing TOSHIBA products, to comply with the standards of safety in making a safe design for the entire system, and to avoid situations in which a malfunction or failure of such TOSHIBA products could cause loss of human life, bodily injury or damage to property.
In developing your designs, please ensure that TOSHIBA products are used within specified operating ranges as set forth in the most recent TOSHIBA products specifications. Also, please keep in mind the precautions and conditions set forth in the "Handling Guide for Semiconductor Devices," or "TOSHIBA Semiconductor Reliability Handbook" etc..
- The TOSHIBA products listed in this document are intended for usage in general electronics applications (computer, personal equipment, office equipment, measuring equipment, industrial robotics, domestic appliances, etc.). These TOSHIBA products are neither intended nor warranted for usage in equipment that requires extraordinarily high quality and/or reliability or a malfunction or failure of which may cause loss of human life or bodily injury ("Unintended Usage"). Unintended Usage include atomic energy control instruments, airplane or spaceship instruments, transportation instruments, traffic signal instruments, combustion control instruments, medical instruments, all types of safety devices, etc.. Unintended Usage of TOSHIBA products listed in this document shall be made at the customer's own risk.
- The information contained herein is presented only as a guide for the applications of our products. No responsibility is assumed by TOSHIBA CORPORATION for any infringements of intellectual property or other rights of the third parties which may result from its use. No license is granted by implication or otherwise under any intellectual property or other rights of TOSHIBA CORPORATION or others.
- The information contained herein is subject to change without notice.

This datasheet has been download from:

www.datasheetcatalog.com

Datasheets for electronics components.