

1.8watt 24pins DIP/DIL package 100/200 series

YCL

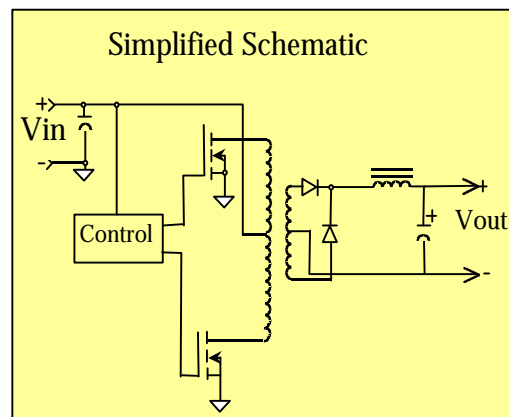
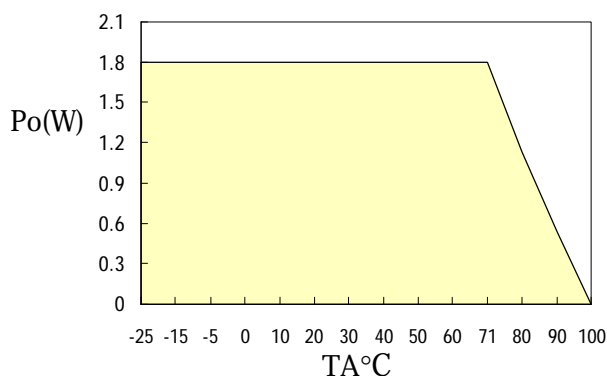
Feature:

- Low Cost
- Miniature DIP/DIL Package
- 500Vdc Input/Output Isolation
- Single and Dual Outputs
- No External Components required
- Low Profile and Compact Size

Specifications: At 25°C

Input Specifications:	General Specifications:
Input Voltage Range: $\pm 10\%$	Isolation Voltage: 500Vdc
Input Filter: Internal Capacitor	Efficiency: see table
Output Specifications:	Switching Frequency: 25KHz typical
Output Voltage & Current: see table	Isolation Resistance: 1000M ohm
Voltage Accuracy: $\pm 5\%$ max	Environmental Specifications:
Line Regulation(at full load): $\pm 1\%$ max	Operating Temperature: -25 to + 71°C
Load Regulation (at full load to 1/4 load): $\pm 5\%$ max	Storage Temperature: -40 to +105°C
Temperature Coefficient: $\pm 0.05\%/^{\circ}\text{C}$ max	Cooling: Free air convection
Ripple & Noise(20Mhz BW): 1% p-p max	Derating: See Derating Curve
Short Circuit Protection: Momentary	Humidity Non-Condensing: 20 to 95% RH
	Physical Specifications:
	Case Material: Non-conductive plastic case
	Weight: 12grams typical

Power Derating Curve



1.8watt 24pins DIP/DIL package

100/200 series

YCL

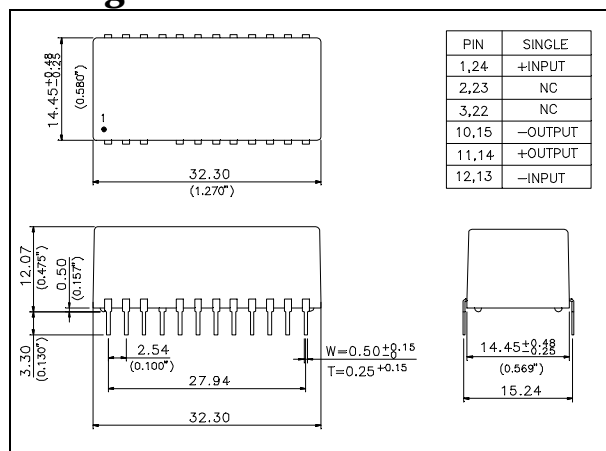
Model Selection Table:

Model no.	Input			Output		Efficiency Typical① %	Package	External Fuse② (A)
	Voltage (Vdc)	Current(mA)		Voltage (Vdc)	Current (mA)			
		No-Load	Full-Load					
DC-101R	5	80	635	9	200	57	A	1.5
DC-102R	5	70	720	5	360	50	A	1.5
DC-108R	12	25	277	5	360	54	A	1.5
DC-109R	12	30	255	9	200	58	A	1.5
DC-110R	12	45	255	12	150	59	A	0.5
DC-113R	24	15	150	5	360	50	A	0.5
DC-202R	5	100	720	5	360	49	B	1.5
DC-203R	5	70	630	12	150	57	B	1.5
DC-204R	5	70	550	15	120	64	B	1.5
DC-205R	5	70	770	±5	±180	51	B	1.5
DC-206R	5	120	640	±12	±75	56	B	1.5
DC-207R	5	60	620	±15	±60	58	B	1.5
DC-208R	12	22	290	5	360	52	B	0.5
DC-210R	12	26	250	12	150	60	B	0.5
DC-211R	12	20	260	±12	±75	62	B	0.5
DC-212R	12	25	235	±15	±60	64	B	0.5
DC-213R	24	20	150	5	360	50	B	0.5
DC-214R	24	16	130	12	150	58	B	0.5
DC-215R	24	25	140	15	120	55	B	0.5
DC-224R	24	20	240	±5	±180	53	B	0.5
DC-216R	24	15	130	±12	±75	58	B	0.2
DC-217R	24	15	125	±15	±60	60	B	0.2
DC-218R	48	15	75	5	360	51	B	0.2
DC-221R	48	10	70	±12	±75	55	B	0.2
DC-222R	48	15	65	±15	±60	57	B	0.2

①Efficiency is specified at nominal input voltage and full load.

②Certain applications may require the installation of external fuse in front of the input.

Package A:



Unit: mm(inch)±0.25(0.010)

Package B:

